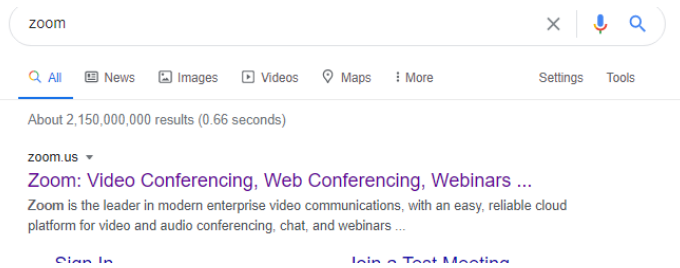
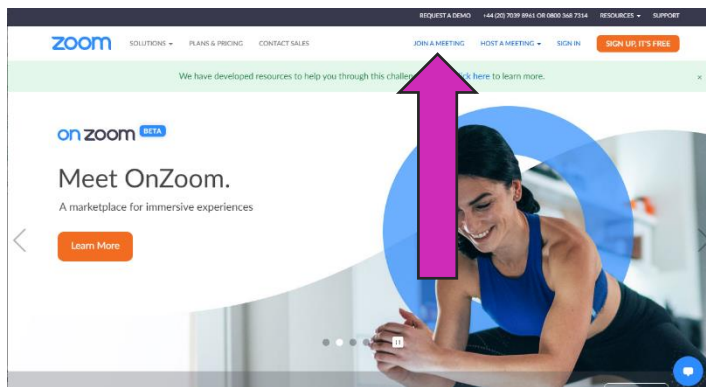


Guide to Accessing Charterhouse Club's online Classes

Using your preferred search engine search for 'Zoom' and select the option zoom.us as seen below.

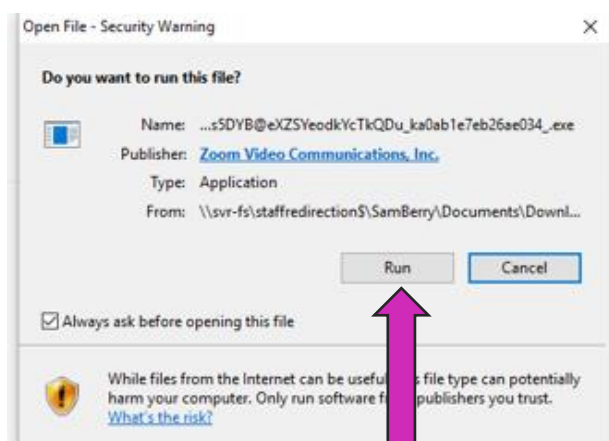
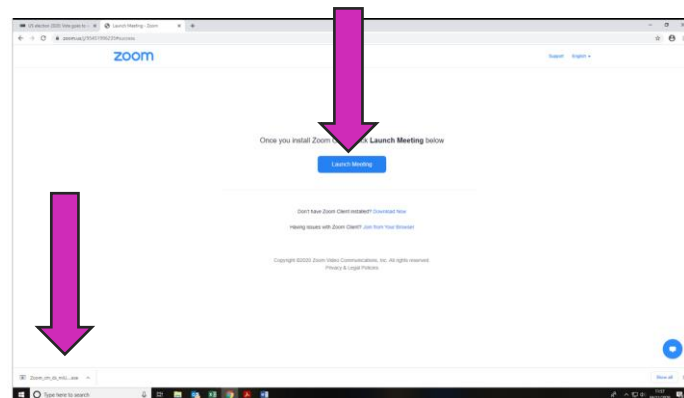


Once you have opened zoom you will need to select 'join a meeting'.

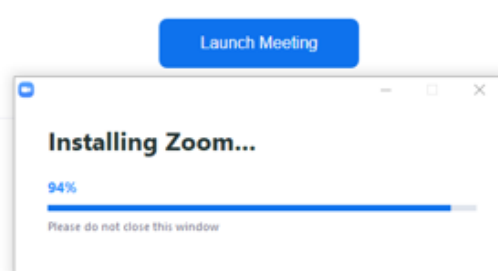


If you have never used zoom before you will be required to install it.

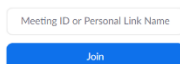
Do this by clicking on 'Launch Meeting' and then run the zoom_cm_dx_mIU...exe file that will be at the bottom left of your screen.



Once you install Zoom Client, click **Launch Meeting** below



Copyright ©2020 Zoom Video Communications, Inc. All rights reserved.
Privacy & Legal Policies



Join a meeting from an H.323/SIP room system

In order to join the class you will need to enter the Charterhouse Club Online meeting ID: 9058900628 and your name.

Zoom

>

Please use a name known to us - This allows our instructor to identify you and confirm your class booking.

Your video will need to be on and you will be muted for the duration of the class.

Join Meeting

905 890 0628

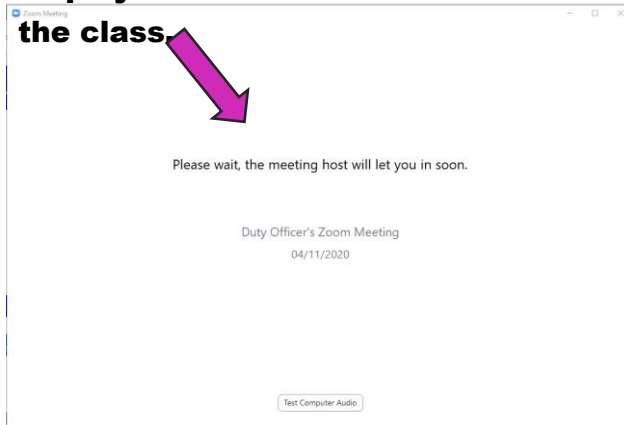
your name

- Remember my name for future meetings
- Do not connect to audio
- Turn off my video

Join

Cancel

You will be added to a 'virtual' waiting room, where this screen will be displayed until the class instructor is ready to let you in and commence the class.



Please note that once the class has started the instructor will not be able to let you in, so ensure that you are connected and ready to go before the scheduled start time.